


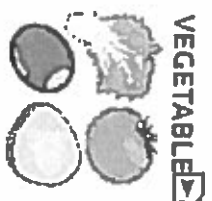


McKeesport Area School District
Flexible Instruction Days – Elementary Lesson Plan



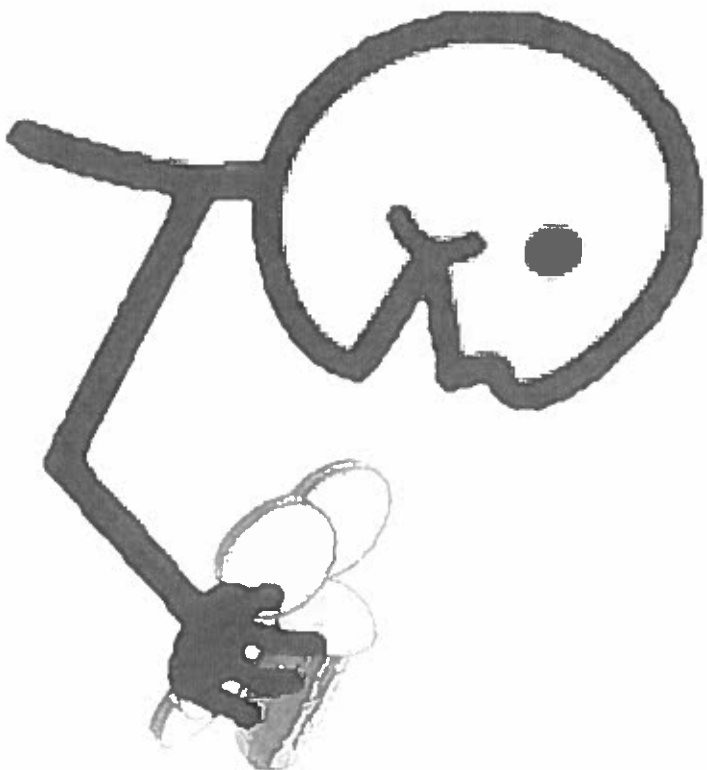
GRADE / SUBJECT: ESL Absolute Beginner		LESSON TITLE: Vegetables		
<input checked="" type="checkbox"/> LESSON 1:	<input checked="" type="checkbox"/> LESSON 2:	<input type="checkbox"/> LESSON 3:	<input type="checkbox"/> LESSON 4:	<input type="checkbox"/> LESSON 5:
STANDARDS AND SEQUENCE: ELP Standard 1: Social and Instructional Language <ul style="list-style-type: none">In order for students to understand this lesson they need to have prior knowledge of the word eat.Teachers may progress to lesson with additional vocabulary.				
INSTRUCTIONAL OUTCOMES: Students will: <ol style="list-style-type: none">Learn the names of vegetables in English.Build essential vocabulary on vegetables.Use picture clues to convey meaning of the story.Write new vocabulary words.				
STUDENT PARTICIPATION: Students will: <ol style="list-style-type: none">Read the emergent reader <i>I Eat Vegetables</i> (Options for reading: read independently or read with a family member/caregiver).Read English vocabulary word and write the vocabulary word in your home language for each picture.Write each English vocabulary word two times.Cut out each of the puzzle pieces and glue it where it needs to be to match vocabulary word with picture.				
ACCOMMODATIONS: For struggling learners: <ul style="list-style-type: none">Options for accessing the text are provided (read with an adult).Students can refer back to story to help them write the new vocabulary word. For advanced learners: <ul style="list-style-type: none">Students can write sentences for each of the new vocabulary words.Students can write other vegetable terms that they may know.				
RESOURCES: <ul style="list-style-type: none"><i>I Eat Vegetables</i> emergent readerVegetables-learn words worksheetVegetables-review the words worksheetGlue stickScissorsVegetables-Play with the Words worksheetVegetables-Write with the Words (for advance learners)				
EVIDENCE OF LEARNING Students will demonstrate: <ul style="list-style-type: none">Understanding of the vegetable vocabulary words by completing the vocabulary activity pages.				

I Eat Vegetables







I eat green beans




I eat cucumber




I eat lettuce



I eat broccoli!



I eat carrots



I eat pears



I eat potato

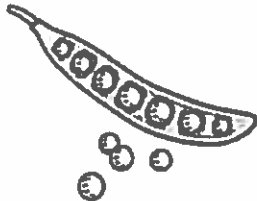


I eat corn

Fruits & Vegetables - Learn the Words

Read the English vocabulary word. Write the vocabulary word in your home language for each English vocabulary word.

peas



spinach

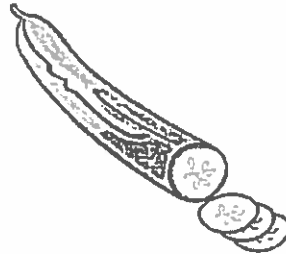


pepper


broccoli



squash



cucumber



corn



green beans



lettuce

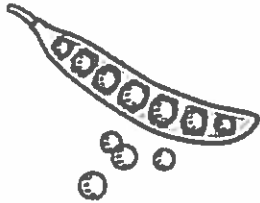


carrot


Fruits & Vegetables - Review the Words

Write each English vocabulary word two times.

Blank writing box with a dashed midline.



Blank writing box with a dashed midline.

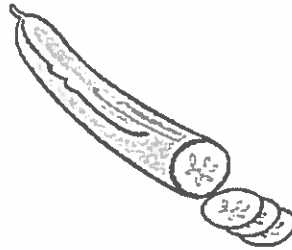


Blank writing box with a dashed midline.

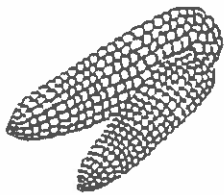
Blank writing box with a dashed midline.



Blank writing box with a dashed midline.




Blank writing box with a dashed midline.



Blank writing box with a dashed midline.



Blank writing box with a dashed midline.





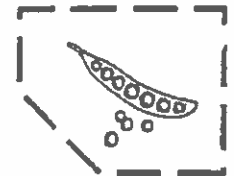
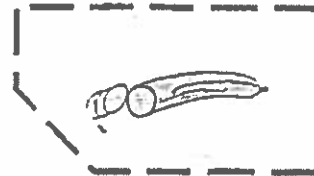
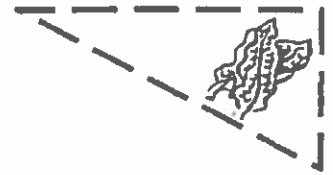
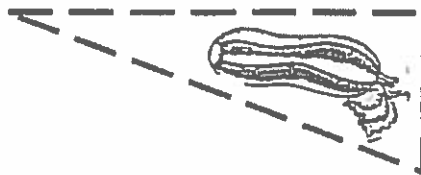
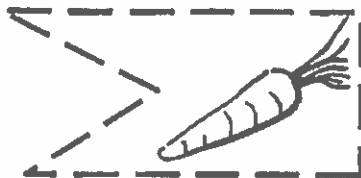

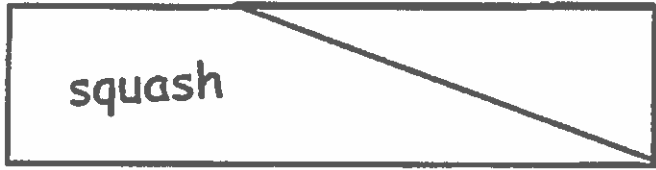
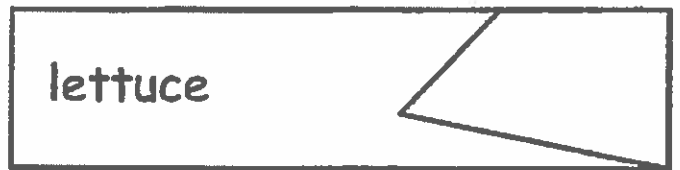
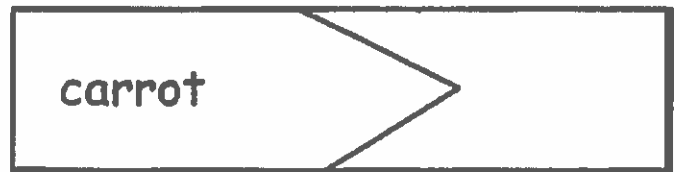
Blank writing box with a dashed midline.



Blank writing box with a dashed midline.

Fruits & Vegetables - Play with the Words

Cut out each of the puzzle pieces and glue it where it belongs.



Fruits & Vegetables - Write with the Words -

Write a sentence for each of these words.

pepper	
spinach	
broccoli	
peas	
cucumber	
squash	
carrot	
lettuce	
green beans	
corn	