

We're enrolling new students for the upcoming school year!

(if your child is already attending, you do not need to reenroll!)

To begin, visit: <https://skyward.iscorp.com/McKeesportPAStuSTS/NewStudentEnrollment/NewGuardianLoginRequest>

If you have children in our District, log in to your Skyward account by clicking the link at the top of the page. (If you do not have children in our District currently, skip to the next section!)



McKeesport Area School District

New Student Enrollment

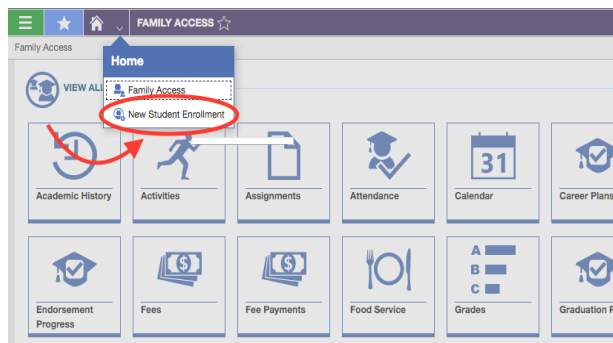
Welcome! This form is the first step to enroll your new student online. Complete the required fields to request an account you will use to log in to a secure New Student Enrollment system. Please provide legal guardian information for the student you would like to enroll below:

If you already have an account, please [sign in](#) with your username and password and select New Student Enrollment.

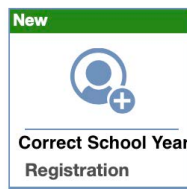
*Guardian First Name

*Guardian Last Name

2. At the top, select "New Student Enrollment."



3. Select correct school year.



4. Complete each step of the enrollment process by filling out the form. Everything with a red asterisk (*) is mandatory information that we need to process your request.

5. Upload the necessary documentation: Mortgage, lease, or Deed paperwork, two additional proofs of residency (utility bills, bank statements, tax returns, pay stub, etc.), Child's birth certificate, Immunization records

**If you do not have these pieces of information at the time of filling out the form, you can upload at a later date or make arrangements to drop off the copies to our Administration Building. **

6. Verify and submit your form.

Complete & Review >

If you DO NOT have children in our District, create a Skyward account. Fill out the information on the home page, and press, "submit."



McKeesport Area School District

New Student Enrollment

Welcome! This form is the first step to enroll your new student online. Complete the required fields to request an account you will use to log in to a secure New Student Enrollment system. Please provide legal guardian information for the student you would like to enroll below:

If you already have an account, please [sign in](#) with your username and password and select New Student Enrollment.

*Guardian First Name

*Guardian Last Name

*Street Number

2. Check your email for the link to sign in and create a password. Click the link in your email.

3. Log in to your newly created account.



McKeesport Area School District

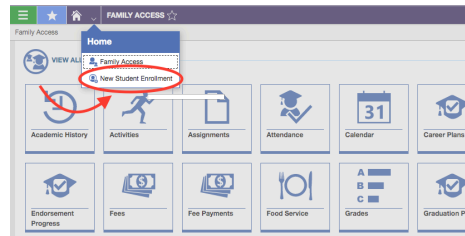
Username

Password

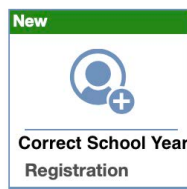
Sign In >

[Forgot your Username or Password?](#)

4. At the top, select "New Student Enrollment."



5. Select correct school year.



6. Complete each step of the enrollment process by filling out the form. Everything with a red asterisk (*) is mandatory information that we need to process your request.

7. Upload the necessary documentation: Mortgage, lease, or Deed paperwork, two additional proofs of residency (utility bills, bank statements, tax returns, pay stub, etc.), Child's birth certificate, Immunization records

**If you do not have these pieces of information at the time of filling out the form, you can upload at a later date or make arrangements to drop off the copies to our Administration Building. **

8. Verify and submit your form.

Complete & Review >